

SPECIFICATION

STRUCTURAL :

IT IS THE CLIENTS RESPONSIBILITY TO ENSURE THAT THE STRUCTURE IS CAPABLE OF ACCEPTING THE FIXINGS SHOWN AND SUPPORTING THE DOOR/PRODUCT WEIGHT WHILST AT REST & DURING OPERATION

FRAME :

1.5 THK DOUBLE PROFILE

DOOR PANEL :

1.2mm THK SHEETS INFILLED WITH HONEYCOMB CORE

HINGES :

1.5 PAIRS OF BUTT HINGES

DOOR CLOSER :

DORMA TS83 – PUSH TO CLOSE

LOCK :

STANDARD LATCH

HANDLES :

LEVER TYPE

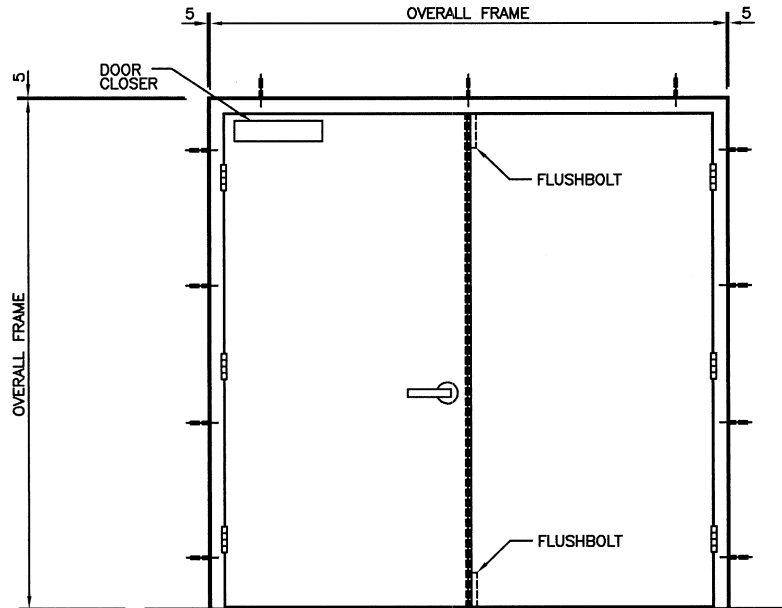
FLUSHBOLTS :

2 No ON INACTIVE LEAF

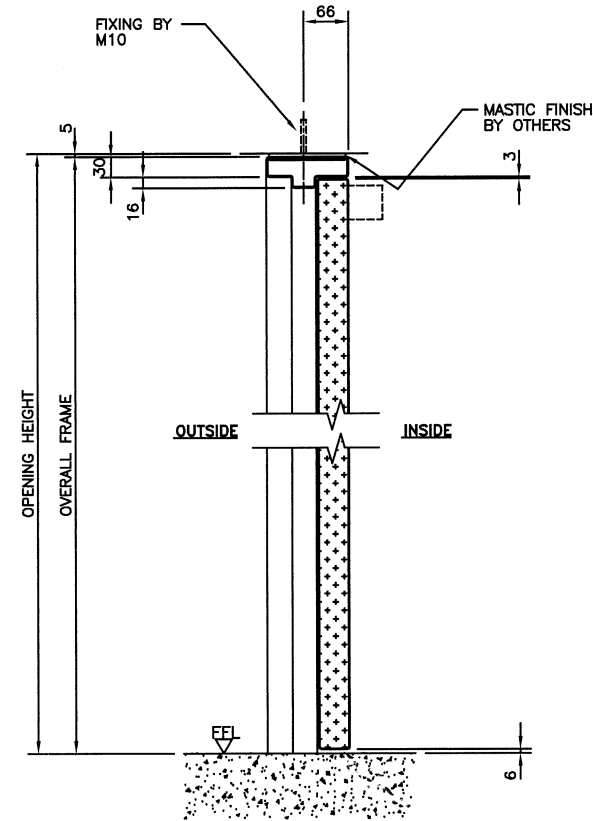
LEAF SELECTOR :

STANDARD

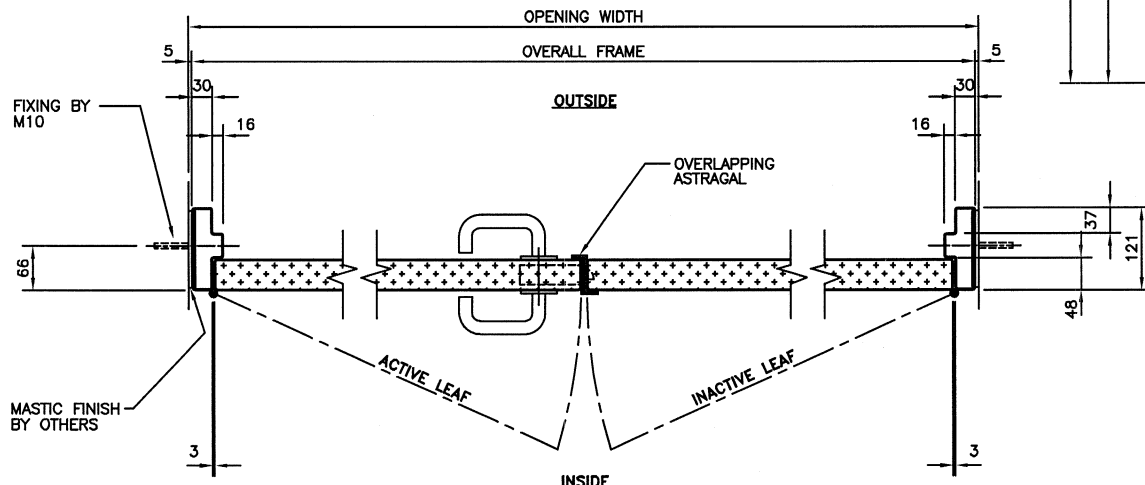
FINISH :



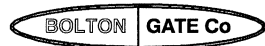
ELEVATION FROM INSIDE



SECTION



SECTIONAL PLAN



Bolton Gate Co. Limited
Waterloo Street
Bolton. BL1 2SP
Telephone: 01204 871000
Facsimile: 01204 871049

TITLE	ARRANGEMENT OF No PAIR OF FIRE RATED DOUBLE REBATE HINGED DOOR	C		F	DRAWN:	WORKS ORDER No
SITE		B		E	DATE:	
DATE		A		D	CHECKED:	DRAWING NUMBER
REVISION		REF	DATE	REF	SCALE:	
					MAIN 1:7.5	