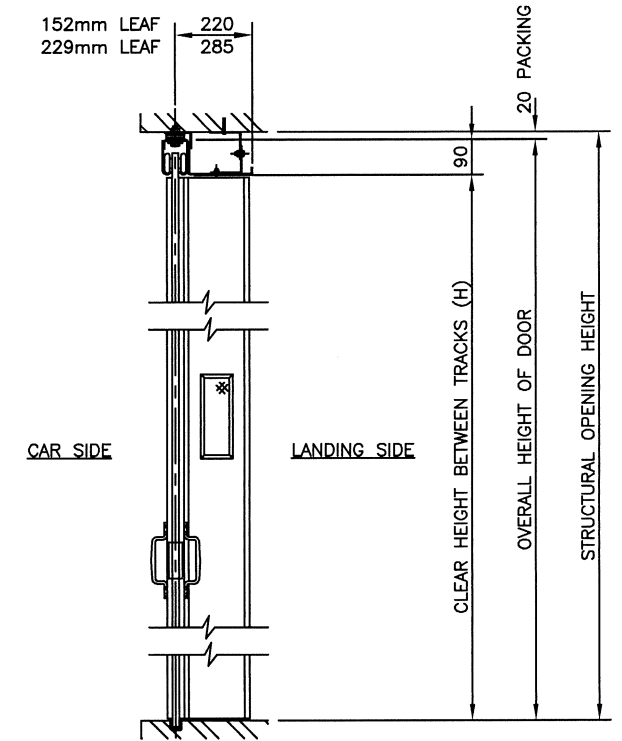
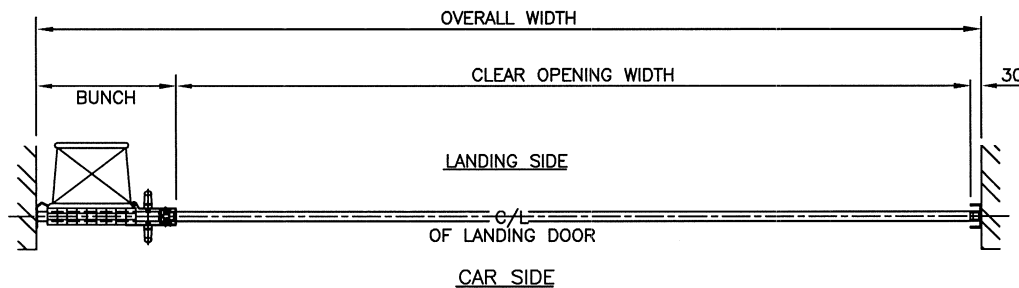


ELEVATION FROM LIFT WELL SIDE

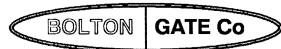


SECTION



SECTIONAL PLAN

SPECIFICATION	
RIGHT HAND DOOR	
127mm FABRICATED SHUTTER FRONT	
PAIRS OF 152mm / 229mm WIDE LEAVES	
VISION PANEL IN FIRST LEAF	
BOW HANDLES TO BOTH SIDES OF DOOR	
MALLEABLE IRON MATTHEWS CATCH	
90mm TOP TRACK COMPLETE WITH COVERPLATE AND SEALING ANGLE	
CHANNEL BOTTOM TRACK	
'U' SECTION SLAM CHANNEL	
STANDARD GALVANISED FINISH	



Bolton Gate Co. Limited
 Waterloo Street
 Bolton. BL1 2SP
 Telephone: 01204 871002
 Facsimile: 01204 871049

CLIENT

SITE NAME

TITLE

GENERAL ARRANGEMENT FOR FIRE RESISTING SUPERIOR LIFT LANDING DOOR

DOOR REFERENCE NUMBER

C

B

A

REF

DRAWN:

DATE:

CHECKED:

SCALE:
N.T.S.

WORKS ORDER No

DRAWING NUMBER

REVISION