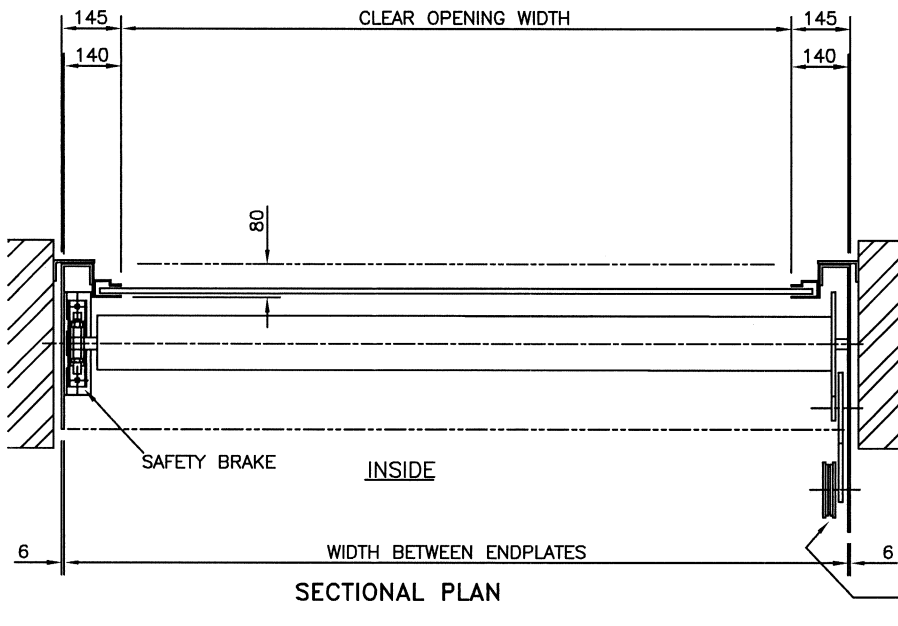
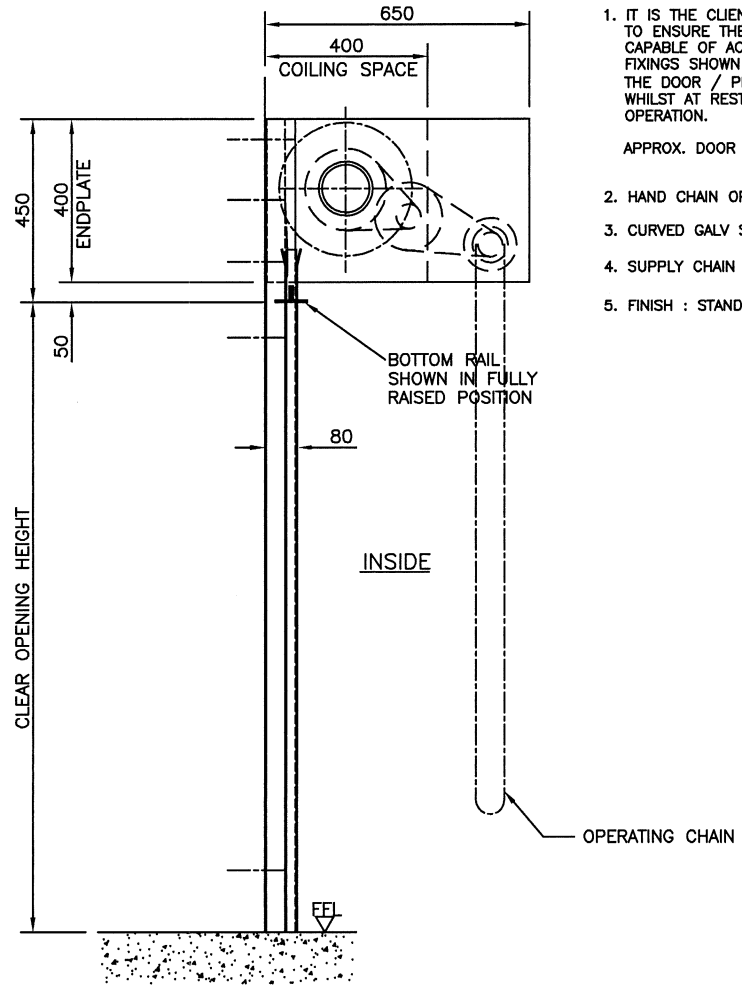
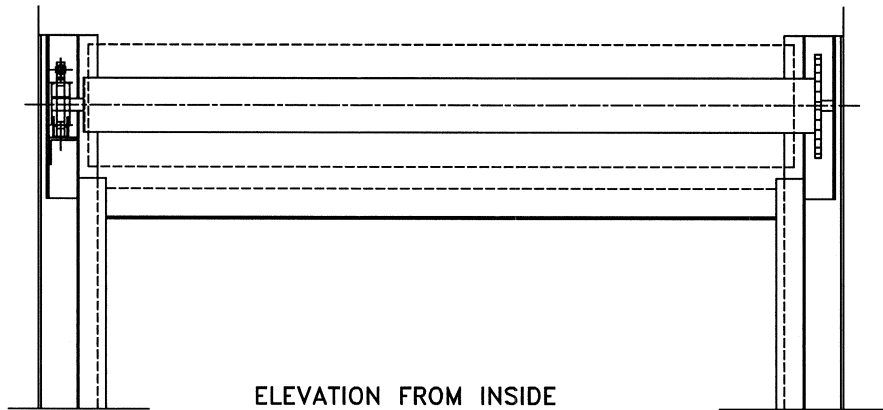


NOTES

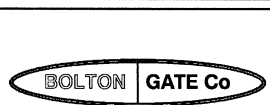
1. IT IS THE CLIENTS RESPONSIBILITY TO ENSURE THE STRUCTURE IS CAPABLE OF ACCEPTING THE FIXINGS SHOWN AND SUPPORTING THE DOOR / PRODUCT WEIGHT WHILST AT REST AND DURING OPERATION.

APPROX. DOOR WEIGHT = 750kg.

- 2. HAND CHAIN OPERATED
- 3. CURVED GALV STEEL LATHS
- 4. SUPPLY CHAIN LOCKING BOX
- 5. FINISH : STANDARD GALVANISED



HAND CHAIN OPERATION FROM THIS SIDE



Bolton Gate Co. Limited
 Waterloo Street
 Bolton. BL1 2SP
 Telephone: 01204 871000
 Facsimile: 01204 871049

TITLE	ARRANGEMENT OF 1 No CHAIN OP FACE FIXED STEEL ROLLER DOORS (CURVED GALV STEEL LATHS)	C		F	DRAWN:	WORKS ORDER No
SITE		B		E	DATE:	
		A		D	CHECKED:	DRAWING NUMBER
DATE	REVISION	REF	DATE	REF	SCALE: N.T.S.	