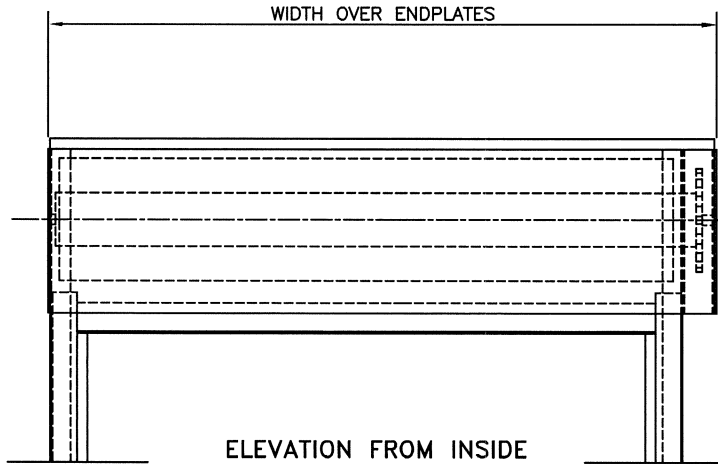


NOTES

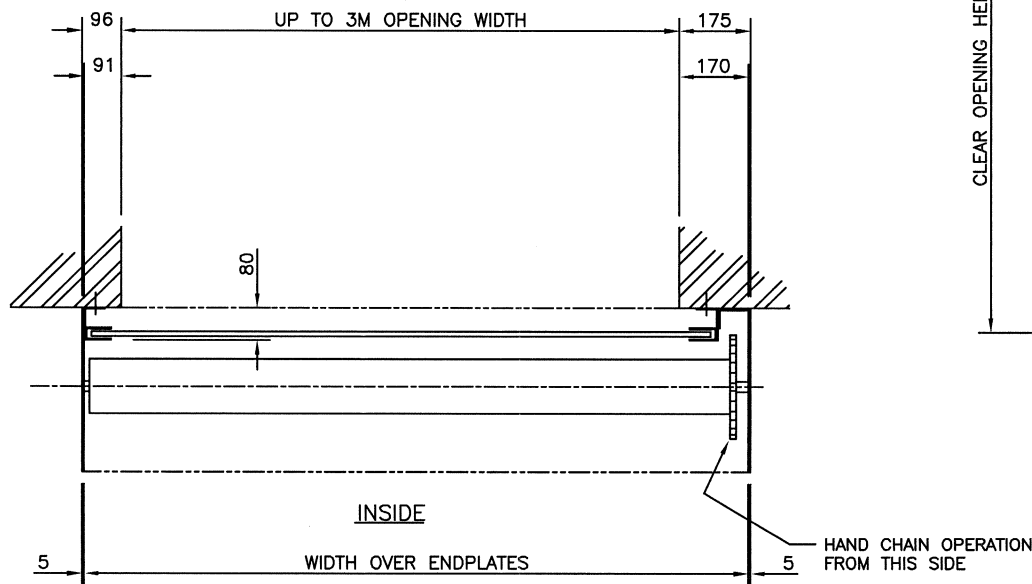
1. IT IS THE CLIENTS RESPONSIBILITY TO ENSURE THE STRUCTURE IS CAPABLE OF ACCEPTING THE FIXINGS SHOWN AND SUPPORTING THE DOOR / PRODUCT WEIGHT WHILST AT REST AND DURING OPERATION.

APPROX. DOOR WEIGHT = kg.

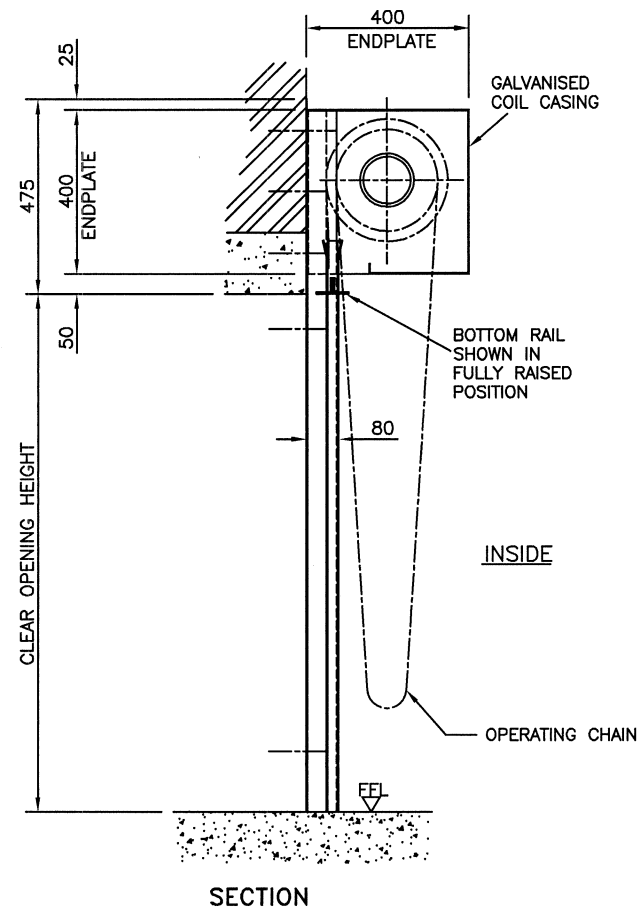
2. HAND CHAIN OPERATED
3. CURVED GALV STEEL LATHS
4. COIL CASING
5. SUPPLY CHAIN LOCKING BOX
6. FINISH : STANDARD GALVANISED
7. INTEGRAL WICKET DOOR REQUIRED



ELEVATION FROM INSIDE



SECTIONAL PLAN



SECTION



Bolton Gate Co. Limited
 Waterloo Street
 Bolton. BL1 2SP
 Telephone: 01204 871000
 Facsimile: 01204 871049

TITLE ARRANGEMENT OF NO CHAIN OP
 FACE FIXED STEEL ROLLER DOORS
 (CURVED GALV STEEL LATHS)

SITE

		C		F	DRAWN:	WORKS ORDER No
		B		E	DATE:	
		A		D	CHECKED:	DRAWING NUMBER
				REF	SCALE: N.T.S.	
DATE	REVISION	REF	DATE	REVISION	REF	