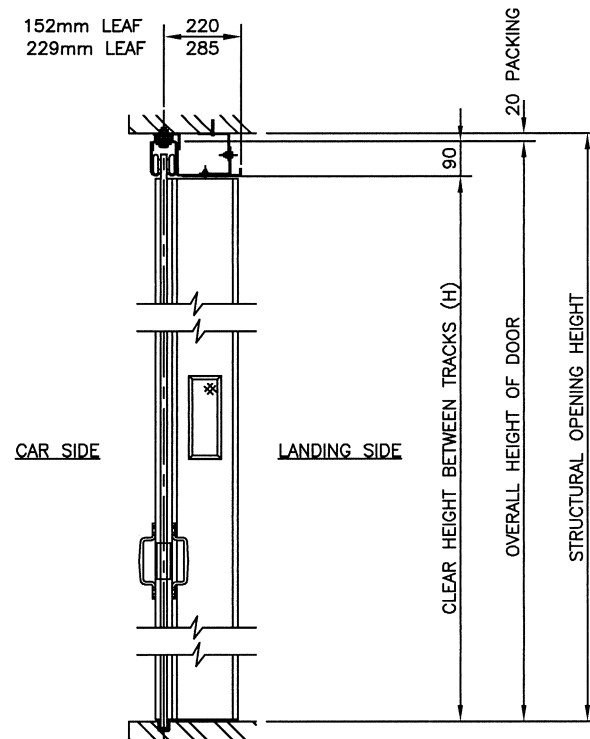
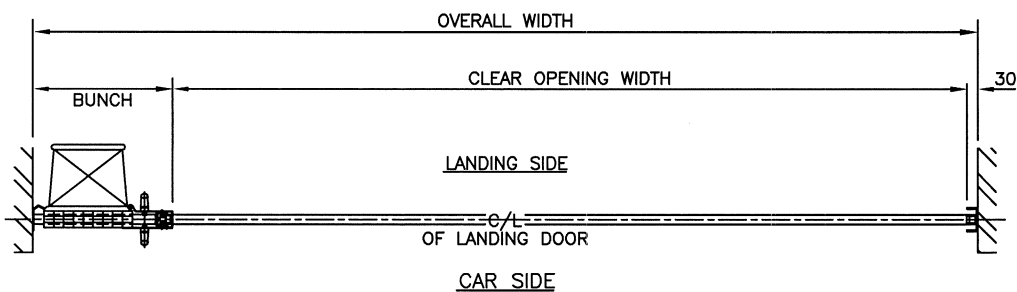


ELEVATION FROM LIFT WELL SIDE

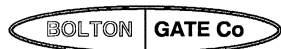


SECTION



SECTIONAL PLAN

SPECIFICATION	
RIGHT HAND DOOR	
117mm SHUTTER FRONT	
PAIRS OF 152mm / 229mm WIDE LEAVES	
VISION PANEL IN FIRST LEAF	
BOW HANDLES TO BOTH SIDES OF DOOR	
MALLEABLE IRON MATTHEWS CATCH	
90mm TOP TRACK COMPLETE WITH COVERPLATE AND SEALING ANGLE	
CHANNEL BOTTOM TRACK	
'U' SECTION SLAM CHANNEL	
STANDARD GALVANISED FINISH	



Bolton Gate Co. Limited
Waterloo Street
Bolton. BL1 2SP
Telephone: 01204 871002
Facsimile: 01204 871049

CLIENT	TITLE	C	DRAWN:	WORKS ORDER No
	GENERAL ARRANGEMENT FOR FIRE RESISTING EUROFOLD LIFT LANDING DOOR		DATE:	
SITE NAME	DOOR REFERENCE NUMBER		CHECKED:	DRAWING NUMBER
			SCALE:	
		REF	N.T.S.	
			REVISION	